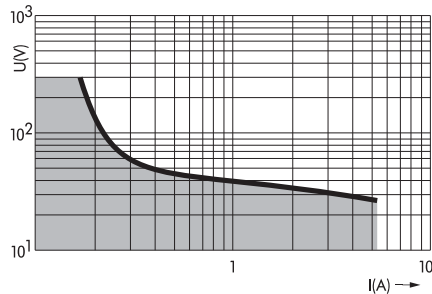




Relay Socket with Miniature Switching Relay



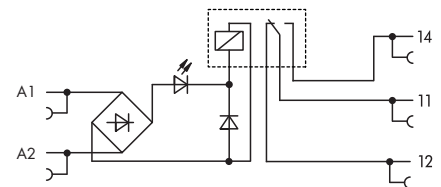
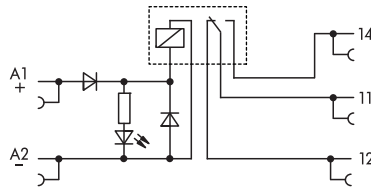
	Relay with 1 changeover contact (1u) for normal switching power Nominal input voltage V_N 12 V, 24 V, 48 V, 60 V, 110 V, 220 V DC	Relay with 1 changeover contact (1u) for normal switching power Nominal input voltage V_N 24 V, 115 V, 230 V AC/DC
--	---	--



DC load limit curve



Note: Inductive loads have to be attenuated by an appropriate protective circuit in order to protect relay coils and contacts.



Description	V_N	I_N	Item No.	Pack. Unit	V_N	I_N	Item No.	Pack. Unit
Relay socket with miniature switching relay, for DIN 35 rail	12 V DC	17 mA	857-303	1	24 V AC/DC	8.5 mA	857-354	1
	24 V DC	10 mA	857-304	1	115 V AC/DC	4 mA	857-357	1
	48 V DC	6.5 mA	857-305	1	230 V AC/DC	3.5 mA	857-358	1
	60 V DC	5.2 mA	857-306	1				
	110 V DC	3.5 mA	857-307	1				
	220 V DC	3.2 mA	857-308	1				

Technical Data	Accessories see pages 68 ... 71	Accessories see pages 68 ... 71
Contact material	AgNi	AgNi
Input voltage range	V_N -15 % ... +20 %	V_N -15 % ... +20 % (857-354/857-357) V_N -15 % ... +10 % (857-358)
Max. switching voltage	250 V AC	250 V AC
Max. continuous current (terminal blocks in a row)	6 A	6 A
Max. switching power (resistive)	1250 VA AC; DC see load limit curve	1250 VA AC; DC see load limit curve
Recommended minimum load	10 VDC / 10 mA, 24 VDC / 1 mA	10 VDC / 10 mA, 24 VDC / 1 mA
Max. switching rate with / without load	6 min ⁻¹ / 180 min ⁻¹	6 min ⁻¹ / 180 min ⁻¹
Operating power	< 300 mW / < 700 mW	< 300 mVA / < 800 mVA
Pull-in/drop-out/bounce time typ.	5 ms / 6 ms / 5 ms	5 ms / 6 ms / 5 ms
Nominal operating mode	continuous duty	continuous duty
Dielectric strength contact-coil	4 kV _{eff}	4 kV _{eff}
Surge capacity open contact	1 kV _{eff}	1 kV _{eff}
Nominal voltage acc. to VDE 0110 Part 1/4.97, IEC 60664-1	250 V / 4 kV / 3	250 V / 4 kV / 3
Mechanical life	5 x 10 ⁶ switching operations	5 x 10 ⁶ switching operations
Mechanical life at max. load (resistance)	5 x 10 ⁴ switching operations	5 x 10 ⁴ switching operations
Ambient operating temperature (V_N)	-25 °C ... +60 °C	-25 °C ... +60 °C
Storage temperature	-40 °C ... +70 °C	-40 °C ... +70 °C
Dimensions (mm) W x H x L	6 x 81 x 94	6 x 81 x 94
Wire connection	Height from upper-edge of DIN 35 rail CAGE CLAMP [®] S	Height from upper-edge of DIN 35 rail CAGE CLAMP [®] S
Cross sections	0.34 mm ² ... 2.5 mm ² / AWG 22 ... 14	0.34 mm ² ... 2.5 mm ² / AWG 22 ... 14
Stripped lengths	9 ... 10 mm / 0.37 in	9 ... 10 mm / 0.37 in
Approvals	VDE 0110 / EN 60664; VDE 0435 / EN 61810-1; (857-304: Ⓢ)	VDE 0110 / EN 60664; VDE 0435 / EN 61810-1; (857-358: Ⓢ)